ООО "Солнечный город"
+7 (495) 377-07-77
+7 (495) 377-07-87
www.lift77.ru
mail@lift77.ru

ING.G.VOLPE
IGV

DomusLift®

TECHNICAL SPECIFICATIONS

DomusLift®

Indice - *Contents* - Index - *Index* - Índice - *Указатель*

4 ## OLEODINAMICO

- A Direttiva Macchine 42/2006/CE
- Azionamento oleodinamico senza locale macchine
- Sospensione diretta telescopica oppure in taglia con funi
- Portata fino a 300 kg
- Fino a 7 fermate, 12 metri di corsa
- Fossa a partire da 55 mm, testata da 2350 mm
- Velocità 0,15 m/s
- Potenza nominale 1,1 kW
- Dimensioni armadio 600 x 280 x 1250 mm

Modello XL

- Fossa min 120 mm
- Testata min 2500 mm
- Fino a 7 fermate, 17 metri di corsa
- Potenza nominale 2,2 kW
- Portata 400 kg
- Pistone in 1 o 2 pezzi
- Dimensioni massime di cabina: 1200 x 1500 mm

Dimensioni armadio con centralina e quadro di manovra (Modello XL):

- 720 x 360 x h. 1500 mm (chiuso), 720 x 1050 x h. 1500 mm (aperto) per corsa fino a 12 m
- 950 x 400 x h. 1850 mm (chiuso), 950 x 850 x h. 1850 mm (aperto) per corsa oltre 12 m

HYDRAULIC

- *Complying with 42/2006/EC Machinery Directive*
- *Machine roomless hydraulic drive*
- *Direct telescopic suspension or roping version*
- *Load up to 300 kg*
- *Stops: up to 7; Travel: 12 m*
- *Pit starting from 55 mm, headroom from 2350 mm*
- *Speed: 0.15 m/s max*
- *Rated power: 1.1 kW*
- *Cabinet dimensions: 600 x 280 x 1250 mm*

XL model

- *Pit: 120 mm min*
- *Headroom: 2500 mm min*
- *Stops: up to 7; travel: 17 m*
- *Rated power: 2.2 kW*
- *Load: 400 kg*
- *1 or 2-piece ram*
- *Maximum car dimensions: 1200 x 1500 mm*

Cabinet dimensions with power unit and controller (XL model):

- *720 x 360 x h. 1500 mm (closed), 720 x 1050 x h. 1500 mm (open) for travels up to 12 m*
- *950 x 400 x h. 1850 mm (closed), 950 x 850 x h. 1850 mm (open) for travels >12 m*

HYDRAULIQUE

- Suivant la Directive Machines 42/2006/CE
- Fonctionnement hydraulique sans salle machines
- Suspension directe télescopique ou en taille avec câbles
- Charge jusqu'à 300 kg
- Jusqu'à 7 arrêts, course 12 metres
- Cuvette à partir de 55 mm, en-tête de 2350 mm
- Vitesse 0,15 m/s max
- Puissance nominale 1,1 kW
- Dimensions armoire 600 x 280 x 1250 mm

Modèle XL

- Cuvette min 120 mm
- En-tête min 2500 mm
- Jusqu'à 7 arrêts, course 17 metres
- Puissance nominale 2,2 kW
- Charge: 400 kg
- Piston en 1 ou 2 pièces
- Dimensions maximales de cabine: 1200 x 1500 mm

Dimensions armoire avec centrale et tableau de commande (Modèle XL):

- 720 x 360 x h. 1500 mm (fermé), 720 x 1050 x h. 1500 mm (ouvert) pour course jusqu'à 12 m
- 950 x 400 x h. 1850 mm (fermé), 950 x 850 x h. 1850 mm (ouvert) pour course >12 m

HYDRAULISCH

- *Gemäß Maschinenrichtlinie 2006/42/EG*
- *Ölhydraulischer Antrieb ohne Maschinenraum*
- *Direkt Teleskop oder Rucksack mit Seilen*
- *Tragfähigkeit bis 300 kg*
- *Bis zu 7 Haltestellen, 12 Meter Förderhöhe*
- *Schachtgrube ab 55 mm, Schachtkopf ab 2350 mm*
- *Geschwindigkeit 0,15 m/s*
- *Nennleistung 1,1 kW*
- *Schaltschrank 600 x 280 x 1250 mm*

Modell XL

- *Schachtgrube min. 120 mm*
- *Schachtkopf min. 2500 mm*
- *Bis zu 7 Haltestellen, 17 mt. Förderhöhe*
- *Nennleistung 2,2 kW*
- *Traglast: 400 kg*
- *Ein-oder zweiteiliger Zylinder*
- *Maximale Kabinenabmessungen: 1200 x 1500 mm*

Schaltschrankabmessungen mit Antriebs- und Steuereinheit (Modell XL):

- *720 x 360 x h. 1500 mm (geschlossen), 720 x 1050 x h. 1500 mm (offen) für Förderhöhen bis 12 m*
- *950 x 400 x h. 1850 mm (geschlossen), 950 x 850 x h. 1850 mm (offen) für Förderhöhen >12 m*

HIDRAULICO

- Directiva de Máquinas 42/2006/CE
- Tracción hidráulica sin cuarto de máquinas
- Suspensión directa telescópica o 2:1 con cables
- Carga hasta 300 kg
- Hasta 7 paradas, 12 metros de recorrido
- Foso a partir de 55 mm, huida de 2350 mm
- Velocidad 0,15 m/s
- Potencia nominal 1,1 kW
- Medidas armario 600 x 280 x 1250 mm

Modelo XL

- Foso min 120 mm
- Huida min 2500 mm
- Hasta 7 paradas, 17 metros de recorrido
- Potencia nominal 2,2 kW
- Carga 400 kg
- Piston en 1 o 2 piezas
- Medidas màximas de cabina: 1200x1500 mm

Medidas armario con centralita y cuadro de maniobra (Modelo XL):

- 720 x 360 x h. 1500 mm (cerrado), 720 x 1050 x h. 1500 mm (abierto) por recorrido hasta 12 m
- 950 x 400 x h. 1850 mm (cerrado), 950 x 850 x h. 1850 mm (abierto) por recorrido >12 m

ГИДРАВЛИЧЕСКИЙ

- *Соответствует Директиве 2006/42/EC «Машины и механизмы»*
- *Гидравлический привод без машинного помещения*
- *Прямая телескопическая подвеска или непрямая с канатами*
- *Грузоподъемность макс. 300 кг*
- *Макс. 7 остановок, высота подъема 12 метров*
- *Приямок мин. 55 мм, оголовок мин. 2350 мм*
- *Скорость 0,15 м/с*
- *Номинальная мощность 1,1 кВт*
- *Размеры шкафа 600 x 280 x 1250 мм*

Модель XL

- *Приямок мин. 120 мм*
- *Оголовок мин. 2500 мм*
- *Макс. 7 остановок, высота подъема 17 метров*
- *Номинальная мощность 2,2 кВт*
- *Грузоподъемность 400 кг*
- *Поршень 1 или 2 штуки*
- *Размеры кабины макс. 1200 x 1500 мм*

Размеры шкафа с гидроприводом и щитом управления (Модель XL):

- *720 x 360 x в. 1500 мм (закрытый), 720 x 1050 x в. 1500 мм (открытый) для высоты подъёма до 12 м*
- *950 x 400 x в. 1850 мм (закрытый), 950 x 850 x в. 1850 мм (открытый) для высоты подъёма > 12 м*

Legenda

A - B Cabina - *Car* - Cabine - *Kabine* - Cabina - *Кабина*
C - D Vano - *Shaft* - Gaine - *Schacht* - Hueco - *Шахта*
P1 - P2 Porta - *Door* - Porte - *Tür* - Puerta - *Дверь*
kg Portata - *Load* - Charge - *Tragkraft* - Carga util - *Грузоподъемность*

10 ELETTRICO A TAMBURO SENZA CONTRAPPESO

- A Direttiva Macchine 42/2006/CE
- MRL senza locale macchine
- Macchina a tamburo con riduttore, senza contrappeso
- Portata fino a 300 kg
- 6 metri di corsa
- Fossa 150 mm, testata 2600 mm
- Velocità 0,15 m/s
- Potenza nominale 1,1 kW
- Dimensioni armadio 600 x 280 x 1250 mm

TRACTION DRUM WITHOUT COUNTERWEIGHT

- *Complying with 42/2006/EC Machinery Directive*
- *Machine roomless (MRL)*
- *Drum geared machine without counterweight*
- *Load up to 300 kg*
- *Travel: 6 m max*
- *Pit: 150 mm; Headroom: 2600 mm*
- *Speed: 0.15 m/s max*
- *Rated power: 1.1 kW*
- *Cabinet dimensions: 600 x 280 x 1250 mm*

ELECTRIQUE A TAMBOUR SANS CONTREPOIDS

- Suivant la Directive Machines 42/2006/CE
- MRL sans salle machines
- Machine à tambour avec réducteur, sans contrepoids
- Charge jusqu'à 300 kg
- 6 metres de course
- Cuvette 150 mm, en-tête 2600 mm
- Vitesse 0,15 m/s max
- Puissance nominale 1,1 kW
- Dimensions armoire 600 x 280 x 1250 mm

ELEKTRISCHER TROMMEL-AUFZUG OHNE GEGENGEWICHT

- *Gemäß Maschinenrichtlinie 2006/42/EG*
- *MRL (ohne Maschinenraum)*
- *Maschine mit Trommel und Untersetzungsgetriebe, ohne Gegengewicht*
- *Tragfähigkeit bis 300 kg*
- *6 Meter Förderhöhe*
- *Schachtgrube 100 mm, Schachtkopf 2600 mm*
- *Geschwindigkeit 0,15 m/s*
- *Nennleistung 1,1 kW*
- *Schaltschrank 600 x 280 x 1250 mm*

ELECTRICO CON TAMBOR SIN CONTRAPESO

- Directiva de Máquinas 42/2006/CE
- MRL sin cuarto de máquinas
- Máquina a tambor con reductor, sin contrapeso
- Carga hasta 300 kg
- 6 metros de recorrido
- Foso 150 mm, huida 2600 mm
- Velocidad 0,15 m/s
- Potencia nominal 1,1 kW
- Medidas armario 600 x 280 x 1250 mm

ЭЛЕКТРИЧЕСКИЙ С БАРАБАНОМ БЕЗ ПРОТИВОВЕСА

- *Соответствует Директиве 2006/42/EC «Машины и механизмы»*
- *БМП без машинного помещения*
- *Машина с барабаном и редуктором, без противовеса*
- *Грузоподъемность макс. 300 кг*
- *Высота подъема 6 метров*
- *Приямок 150 мм, оголовок 2600 мм*
- *Скорость 0,15 м/с*
- *Номинальная мощность 1,1 кВт*
- *Размеры шкафа 600 x 280 x 1250 мм*

12 ELETTRICO GEARLESS/GEARED CON CONTRAPPESO

- A Direttiva Macchine 42/2006/CE
- MRL senza locale macchine
- Macchina gearless senza riduttore, con contrappeso (Potenza nominale 0,5 kW)
- Macchina geared con riduttore, con contrappeso (Potenza nominale 0,75 kW)
- Portata fino a 400 kg
- 7 fermate, 20 metri di corsa
- Fossa 200 mm, testata 2900 mm
- Velocità 0,15 m/s
- Dimensioni armadio 600 x 280 x 1250 mm

ELECTRIC GEARLESS/GEARED WITH COUNTERWEIGHT

- *Complying with 42/2006/EC Machinery Directive*
- *Machine roomless (MRL)*
- *Gearless machine, with counterweight (Rated power: 0.5 kW)*
- *Geared machine with counterweight (Rated power: 0.75 kW)*
- *Load up to 400 kg*
- *Stops: 7; Travel: 20 m*
- *Pit: 200 mm; Headroom: 2900 mm*
- *Speed: 0.15 m/s max*
- *Cabinet dimensions: 600 x 280 x 1250 mm*

ELECTRIQUE GEARLESS/GEARED AVEC CONTREPOIDS

- Suivant la Directive Machines 42/2006/CE
- MRL sans salle machines
- Machine gearless avec contrepoids (Puissance nominale 0,5 kW)
- Machine geared avec contrepoids (Puissance nominale 0,75 kW)
- Charge jusqu'à 400 kg
- 7 arrêts, 20 metres de course
- Cuvette 200 mm, en-tête 2900 mm
- Vitesse 0,15 m/s max
- Dimensions armoire 600 x 280 x 1250 mm

ELEKTRISCH GETRIEBELOS/MIT GETRIEBE MIT GEGENGEWICHT

- *Gemäß Maschinenrichtlinie 2006/42/EG*
- *MRL (ohne Maschinenraum)*
- *Getriebelose Maschine (ohne Untersetzungsgetriebe) mit Gegengewicht (Nennleistung 0,5 kW)*
- *Maschine mit Untersetzungsgetriebe, mit Gegengewicht (Nennleistung 0,75 kW)*
- *Tragfähigkeit bis 400 kg*
- *7 Haltestellen, 20 Meter Förderhöhe*
- *Schachtgrube 200 mm, Schachtkopf 2900 mm*
- *Geschwindigkeit 0,15 m/s*
- *Schaltschrank 600 x 280 x 1250 mm*

ELECTRICO GEARLESS/GEARED CON CONTRAPESO

- Directiva de Máquinas 42/2006/CE
- MRL sin cuarto de máquinas
- Máquina gearless sin reductor, con contrapeso (Potencia nominal 0,5 kW)
- Máquina geared con reductor, con contrapeso (Potencia nominal 0,75 kW)
- Carga hasta 400 kg
- 7 paradas, 20 metros de recorrido
- Foso 200 mm, huida 2900 mm
- Velocidad 0,15 m/s
- Medidas armario 600 x 280 x 1250 mm

ЭЛЕКТРИЧЕСКИЙ, БЕЗРЕДУКТОРНЫЙ/ РЕДУКТОРНЫЙ С ПРОТИВОВЕСОМ

- *Соответствует Директиве 2006/42/EC «Машины и механизмы»*
- *БМП без машинного помещения*
- *Безредукторная машина, с противовесом (Номинальная мощность 0,5 кВт)*
- *Редукторная машина, с противовесом (Номинальная мощность 0,75 кВт)*
- *Грузоподъемность макс. 400 кг*
- *7 остановок, высота подъема 20 метров*
- *Приямок 200 мм, оголовок 2900 мм*
- *Скорость 0,15 м/с*
- *Размеры шкафа 600 x 280 x 1250 мм*

DomusLift® HYDRAULIC

Porte a battente - *Swing doors* - Portes à battant - *Drehtüren* - Puerta manual - *Распашные двери*

Vano in muratura - Misure nette tra i piombi con pareti finite
Masonry shaft - *Net dimensions between finished walls*
Gaine en maçonnerie - Dimensions nettes entre parois finies
Gemauerter Schacht - *Lichte Breite zwischen den Schachtwänden*
Hueco de obra - Medidas libres entre las paredes
Шахта в строительном исполнении - *Чистые размеры между отделанными стенками*

DL-1C

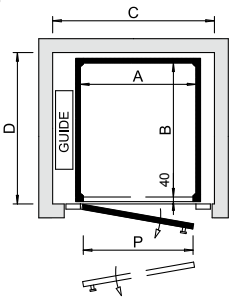

	1C/1	1C/2	1C/3	1C/4	1C/5	1C/6	1C/7
A	800	800	800	1000	1000	1000	800
B	800	1000	1300	1300	1000	800	1200
C	1160	1160	1160	1360	1360	1360	1160
D	950	1150	1450	1450	1150	950	1350
P	750	750	750	950	950	950	750
kg	250	250	250	300	250	250	250

DL-1L

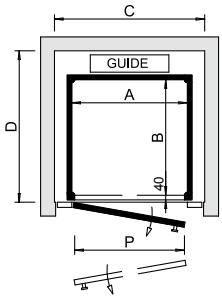

	1L/1	1L/2	1L/3	1L/4	1L/5	1L/6
A	800	1000	1300	1300	1000	800
B	800	800	800	1000	1000	1000
C	1030	1230	1530	1530	1230	1030
D	1110	1110	1110	1310	1310	1310
P	750	950	950	950	950	750
kg	250	250	250	300	250	250

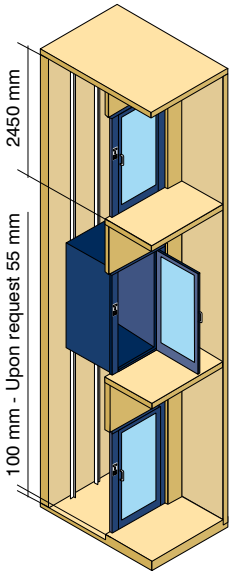

DL-2A

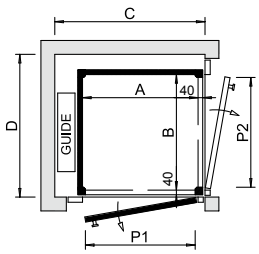

	2A/1	2A/2	2A/3	2A/4	2A/5	2A/6
A	800	800	800	1000	1000	1000
B	800	1000	1300	1300	1000	800
C	1110	1110	1110	1310	1310	1310
D	980	1180	1480	1480	1180	980
P1	750	750	750	950	950	950
P2	750	950	950	950	950	750
kg	250	250	250	300	250	250

DL-2P

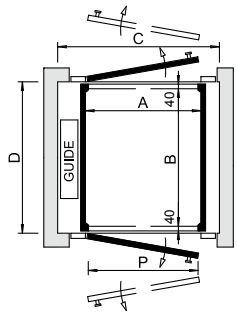

	2P/1	2P/2	2P/3	2P/4	2P/5	2P/6	2P/7
A	800	800	800	1000	1000	1000	800
B	800	1000	1300	1300	1000	800	1200
C	1160	1160	1160	1360	1360	1360	1160
D	920	1120	1420	1420	1120	920	1320
P	750	750	750	950	950	950	750
kg	250	250	250	300	250	250	250

DomusLift® hydraulic

Porte a battente - *Swing doors* - Portes à battant - *Drehtüren* - Puerta manual - *Распашные двери*

Castelletto in alluminio - Fissaggio di almeno 3 montanti a livello fossa, testata e a ogni piano
Aluminium shaft *- Fixing of at least 3 uprights at pit, headroom and each floor level*
Structure en aluminium - Fixation d'au moins 3 montants au niveau de la cuvette, de la hauteur libre et à chaque étage
Aluminiumschacht *- Befestigung von mindestens 3 Pfosten auf Höhe der Grube, des Schachtkopfes und in jeder Etage*
Estructura autoportante en aluminio - Fijaciones de por lo menos 3 puntos al nivel del foso, huida y uno mas en cada planta
Конструкция из алюминия *- Крепление по крайней мере 3 стойки на уровне приямка, оголовка и на каждом этаже*

DL-1C

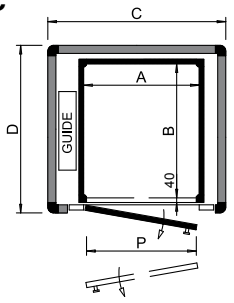

	1C/1	1C/2	1C/3	1C/4	1C/5	1C/6	1C/7
A	800	800	800	1000	1000	1000	800
B	800	1000	1300	1300	1000	800	1200
C	1330	1330	1330	1530	1530	1530	1330
D	1070	1270	1570	1570	1270	1070	1470
P	750	750	750	950	950	950	750
kg	250	250	250	300	250	250	250

DL-1L

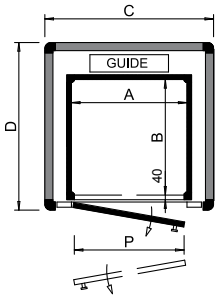

	1L/1	1L/2	1L/3	1L/4	1L/5	1L/6
A	800	1000	1300	1300	1000	800
B	800	800	800	1000	1000	1000
C	1250	1450	1700	1700	1450	1250
D	1225	1225	1225	1425	1425	1425
P	750	950	950	950	950	750
kg	250	250	250	300	250	250

DL-2A

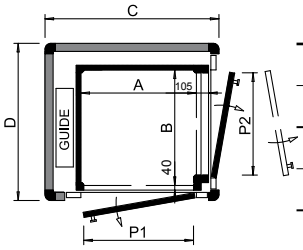

	2A/1	2A/2	2A/3	2A/4	2A/5	2A/6
A	800	800	800	1000	1000	1000
B	800	1000	1300	1300	1000	800
C	1290	1290	1290	1490	1490	1490
D	1145	1345	1645	1645	1345	1145
P1	750	750	750	950	950	950
P2	685	750	950	950	750	685
kg	250	250	250	300	250	250

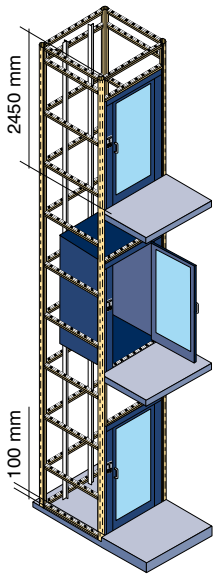

DL-2P

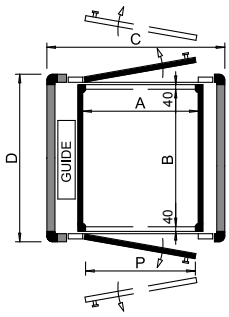

	2P/1	2P/2	2P/3	2P/4	2P/5	2P/6	2P/7
A	800	800	800	1000	1000	1000	800
B	800	1000	1300	1300	1000	800	1200
C	1330	1330	1330	1540	1545	1530	1330
D	1040	1240	1540	1540	1240	1040	1440
P	750	750	750	950	950	950	750
kg	250	250	250	300	250	250	250

DomusLift® XL hydraulic

Porte automatiche scorrevoli - *Automatic sliding doors* - Portes automatiques coulissantes - *Automatische Schiebetüren*
Puertas automáticas deslizantes - *Автоматические раздвижные двери*

Vano in muratura - Misure nette tra i piombi con pareti finite
Masonry shaft - *Net dimensions between finished walls*
Gaine en maçonnerie - Dimensions nettes entre parois finies
Gemauerter Schacht - *Lichte Breite zwischen den Schachtwänden*
Hueco de obra - Medidas libres entre las paredes
Шахта в строительном исполнении - *Чистые размеры между отделанными стенками*

DL-1C/2T

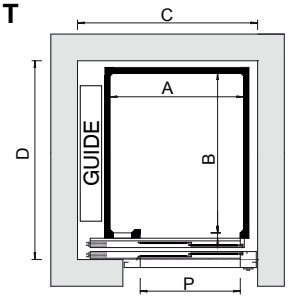

A	800	800	950	1000	1000	1100
B	1000	1300	1200	1000	1300	1400
C	1170	1170	1320	1350	1350	1450
D	1290	1590	1490	1290	1590	1690
P	650	650	750	750	750	800
kg	400	400	400	400	400	400

B min = 900

DL-2P/2T

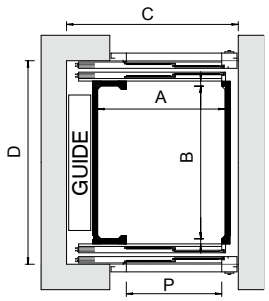

A	800	800	950	1000	1000	1100
B	1000	1300	1200	1000	1300	1400
C	1170	1170	1320	1350	1350	1450
D	1400	1700	1600	1400	1700	1800
P	650	650	750	750	750	800
kg	400	400	400	400	400	400

B min = 950

DL-1C/4O

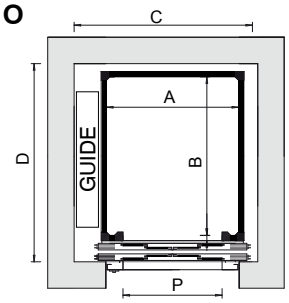

A	850	1100	1130
B	1200	1400	1400
C	1350	1450	1600
D	1490	1690	1690
P	800	850	950
kg	400	400	400

B min = 900

DL-2P/4O

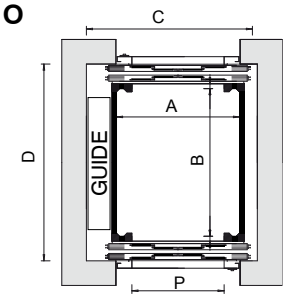

A	850	1100	1130
B	1200	1400	1400
C	1350	1450	1600
D	1600	1800	1800
P	800	850	950
kg	400	400	400

B min = 950

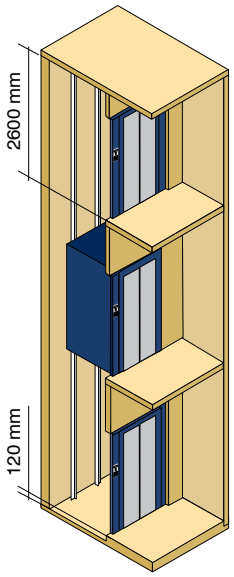

Nota: alcuni modelli sono convertibili in versione standard previa verifica tecnica.

Note: *some models can be converted in the standard model upon technical assessment.*

Remarque: Quelques modèles peuvent être transformés dans la version standard après vérification technique.

Hinweis: *einige Modelle sind wandelbar in Standard nach technischer Bewertung.*

Nota: algunos modelos se pueden convertir en standard después de una evaluación técnica.

Примечание: некоторые модели могут обращаться в стандартную версию после произведения технической проверки.

DL-2A/2T

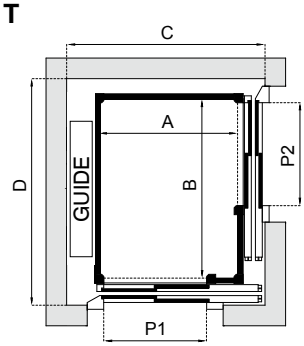

A	1100	1000	1000
B	1400	1300	1200
C	1550	1450	1450
D	1705	1605	1505
P1	800	750	750
P2	800	750	700
kg	400	300/400	300/400

B min = 900

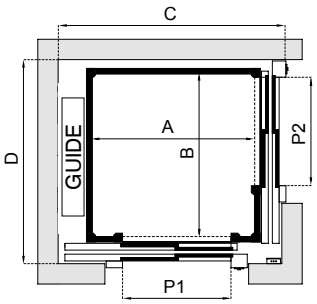

1200
1200
1650
1505
800
800
400

DomusLift® XL hydraulic

Porte automatiche scorrevoli - *Automatic sliding doors* - Portes automatiques coulissantes - *Automatische Schiebetüren*
Puertas automáticas deslizantes - *Автоматические раздвижные двери*

Castelletto in alluminio - Fissaggio di almeno 3 montanti a livello fossa, testata e a ogni piano
Aluminium shaft - *Fixing of at least 3 uprights at pit, headroom and each floor level*
Structure en aluminium - Fixation d'au moins 3 montants au niveau de la cuvette, de la hauteur libre et à chaque étage
Aluminiumschacht - *Befestigung von mindestens 3 Pfosten auf Höhe der Grube, des Schachtkopfes und in jeder Etage*
Estructura autoportante en aluminio - Fijaciones de por lo menos 3 puntos al nivel del foso, huida y uno mas en cada planta
Конструкция из алюминия - *Крепление по крайней мере 3 стойки на уровне приямка, оголовка и на каждом этаже*

DL-1C/2T

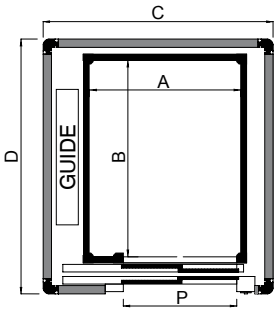

A	800	800	950	1000	1000
B	1000	1300	1200	1000	1300
C	1340	1340	1490	1520	1520
D	1385	1685	1585	1385	1685
P	650	650	750	750	750
kg	400	400	400	400	400

B min = 900

DL-2P/2T

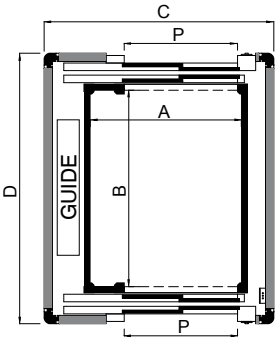

A	800	800	950	1000	1000
B	1000	1300	1200	1000	1300
C	1340	1340	1490	1520	1520
D	1490	1790	1690	1490	1790
P	650	650	750	750	750
kg	400	300	400	400	300

B min = 950

DL-1C/4O

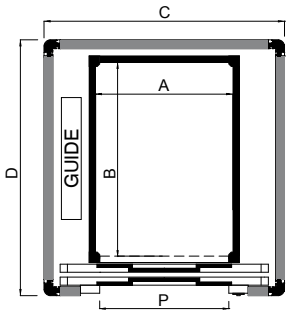

A	850
B	1200
C	1490
D	1585
P	800
kg	400

B min = 900

DL-2P/4O

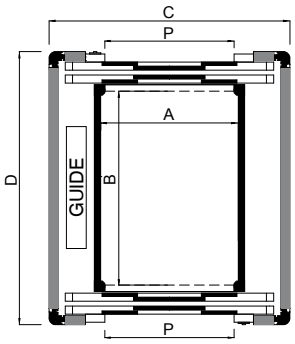

A	850
B	1200
C	1490
D	1690
P	800
kg	400

B min = 900

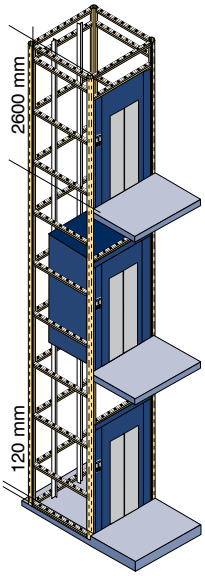

Nota: alcuni modelli sono convertibili in versione standard previa verifica tecnica.

Note: *some models can be converted in the standard model upon technical assessment.*

Remarque: Quelques modèles peuvent être transformés dans la version standard après vérification technique.

Hinweis: *einige Modelle sind wandelbar in Standard nach technischer Bewertung.*

Nota: algunos modelos se pueden convertir en standard después de una evaluación técnica.

Примечание: некоторые модели могут обращаться в стандартную версию после произведения технической проверки.

DL-2A/2T

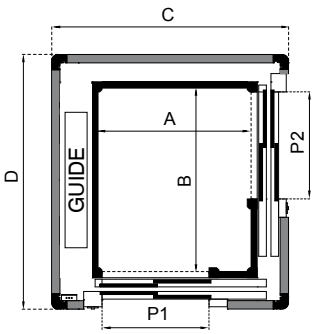

A	1000	1000
B	1200	1300
C	1550	1550
D	1665	1765
P1	700	700
P2	700	750
kg	300/400	300

B min = 900

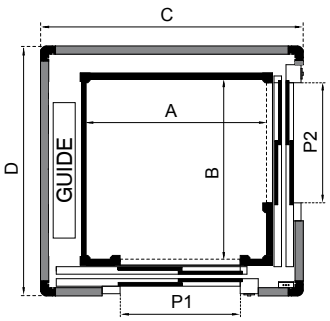

1200
1200
1750
1665
800
800
400

DomusLift® S/XL hydraulic

Porte a battente - *Swing doors* - Portes à battant - *Drehtüren* - Puerta manual - *Распашные двери*

Vano in muratura - Misure nette tra i piombi con pareti finite
Masonry shaft - *Net dimensions between finished walls*
Gaine en maçonnerie - Dimensions nettes entre parois finies
Gemauerter Schacht - *Lichte Breite zwischen den Schachtwänden*
Hueco de obra - Medidas libres entre las paredes
Шахта в строительном исполнении - *Чистые размеры между отделанными стенками*

DL-1C

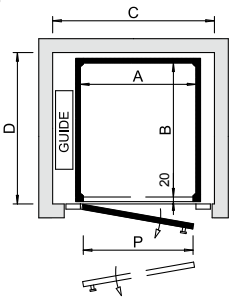

	1C/S1	1C/S2
A	800	550
B	800	690
C	1150	900
D	890	780
P	800	550
kg	250	250

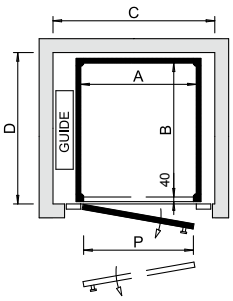

	1C/XL
A	1100
B	1400
C	1500
D	1550
P	900
kg	400

DL-1L

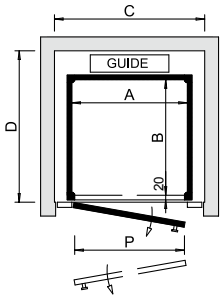

	1L/S1	1L/S2
A	800	580
B	800	550
C	1005	785
D	1070	820
P	800	580
kg	250	250

DL-2A

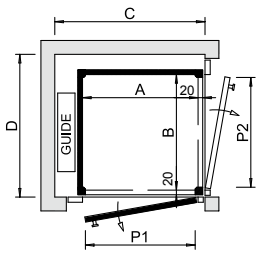

	2A/S1	2A/S2
A	795	595
B	795	620
C	1070	870
D	955	780
P1	750	550
P2	750	575
kg	250	250

DL-2P

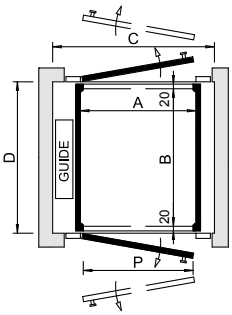

	2P/S1	2P/S2
A	800	550
B	800	700
C	1150	900
D	880	780
P	800	550
kg	250	250

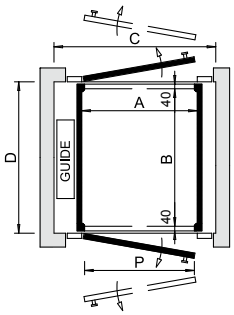

	2P/XL
A	1100
B	1400
C	1500
D	1520
P	900
kg	400

DomusLift® S/XL hydraulic

Porte a battente - *Swing doors* - Portes à battant - *Drehtüren* - Puerta manual - *Распашные двери*

Castelletto in alluminio - Fissaggio di almeno 3 montanti a livello fossa, testata e a ogni piano
Aluminium shaft *- Fixing of at least 3 uprights at pit, headroom and each floor level*
Structure en aluminium - Fixation d'au moins 3 montants au niveau de la cuvette, de la hauteur libre et à chaque étage
Aluminiumschacht *- Befestigung von mindestens 3 Pfosten auf Höhe der Grube, des Schachtkopfes und in jeder Etage*
Estructura autoportante en aluminio - Fijaciones de por lo menos 3 puntos al nivel del foso, huida y uno mas en cada planta
Конструкция из алюминия *- Крепление по крайней мере 3 стойки на уровне приямка, оголовка и на каждом этаже*

DL-1C

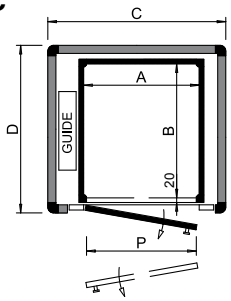

	1C/S1	1C/S2
A	800	550
B	800	760
C	1280	1030
D	1020	980
P	800	550
kg	250	250

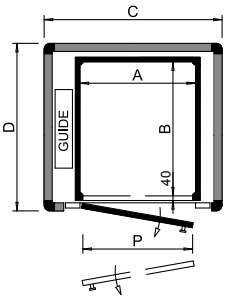

	1C/XL
A	1100
B	1400
C	1630
D	1660
P	900
kg	400

DL-1L

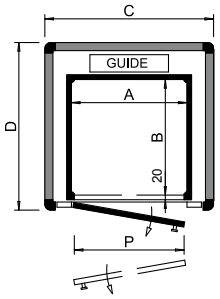

	1L/S1	1L/S2
A	800	550
B	800	550
C	1225	975
D	1185	935
P	800	550
kg	250	250

DL-2P

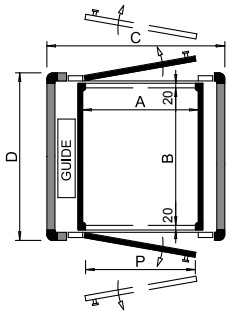

	2P/S1	2P/S2
A	800	550
B	800	780
C	1280	1030
D	1000	980
P	800	550
kg	250	250

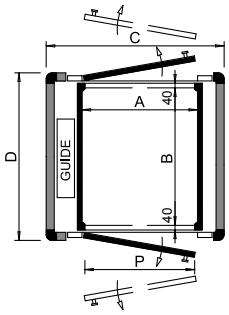

	2P/XL
A	1100
B	1400
C	1630
D	1640
P	900
kg	400

DomusLift® drum

Porte a battente - *Swing doors* - Portes à battant - *Drehtüren* - Puerta manual - *Распашные двери*

Vano in muratura - Misure nette tra i piombi con pareti finite
Masonry shaft - *Net dimensions between finished walls*
Gaine en maçonnerie - Dimensions nettes entre parois finies
Gemauerter Schacht - *Lichte Breite zwischen den Schachtwänden*
Hueco de obra - Medidas libres entre las paredes
Шахта в строительном исполнении - *Чистые размеры между отделанными стенками*

DL-1C

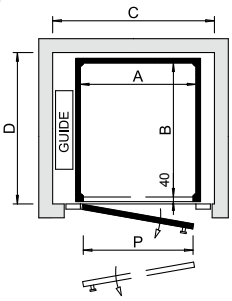

	1C/2	1C/3	1C/4	1C/5	1C/7
A	800	800	1000	1000	800
B	1000	1300	1300	1000	1200
C	1160	1160	1360	1360	1160
D	1150	1450	1450	1150	1350
P	750	750	950	950	750
kg	250	250	300	250	250

B min = 1000

DL-1L

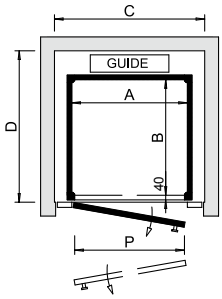

	1L/2	1L/3	1L/4	1L/5
A	1000	1300	1300	1000
B	800	800	1000	1000
C	1230	1530	1530	1230
D	1110	1110	1310	1310
P	950	950	950	950
kg	250	250	300	250

A min = 1000

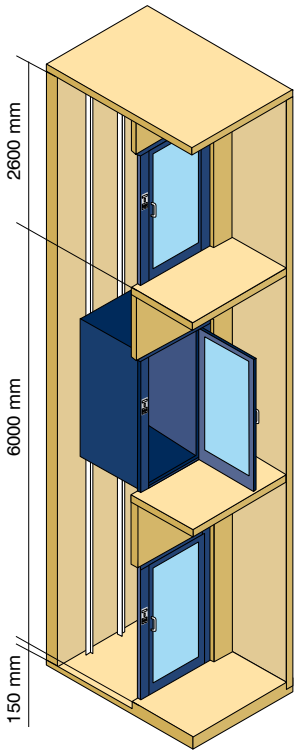

DL-2A

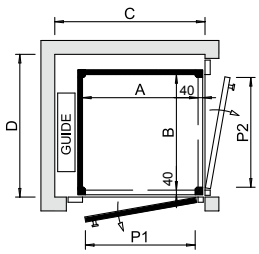

	2A/2	2A/3	2A/4	2A/5
A	800	800	1000	1000
B	1000	1300	1300	1000
C	1110	1110	1310	1310
D	1180	1480	1480	1180
P1	750	750	950	950
P2	950	950	950	950
kg	250	250	300	250

B min = 1000

DL-2P

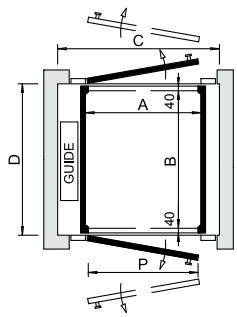

	2P/2	2P/3	2P/4	2P/5	2P/7
A	800	800	1000	1000	800
B	1000	1300	1300	1000	1200
C	1160	1160	1360	1360	1160
D	1120	1420	1420	1120	1320
P	750	750	950	950	750
kg	250	250	300	250	250

B min = 1000

DomusLift® drum

Porte a battente - *Swing doors* - Portes à battant - *Drehtüren* - Puerta manual - *Распашные двери*

Castelletto in alluminio - Fissaggio di almeno 3 montanti a livello fossa, testata e a ogni piano
Aluminium shaft *- Fixing of at least 3 uprights at pit, headroom and each floor level*
Structure en aluminium - Fixation d'au moins 3 montants au niveau de la cuvette, de la hauteur libre et à chaque étage
Aluminiumschacht *- Befestigung von mindestens 3 Pfosten auf Höhe der Grube, des Schachtkopfes und in jeder Etage*
Estructura autoportante en aluminio - Fijaciones de por lo menos 3 puntos al nivel del foso, huida y uno mas en cada planta
Конструкция из алюминия *- Крепление по крайней мере 3 стойки на уровне приямка, оголовка и на каждом этаже*

DL-1C

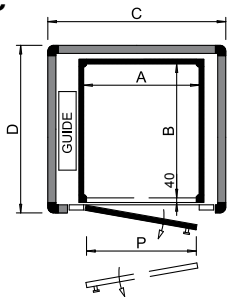

	1C/2	1C/3	1C/4	1C/5	1C/7
A	800	800	1000	1000	800
B	1000	1300	1300	1000	1200
C	1330	1330	1530	1530	1330
D	1270	1570	1570	1270	1470
P	750	750	950	950	750
kg	250	250	300	250	250

B min = 1000

DL-1L

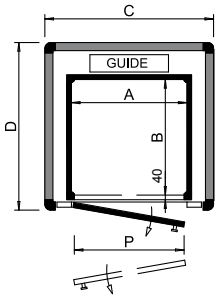

	1L/2	1L/3	1L/4	1L/5
A	1000	1300	1300	1000
B	800	800	1000	1000
C	1450	1700	1700	1450
D	1225	1225	1425	1425
P	950	950	950	950
kg	250	250	300	250

A min = 1000

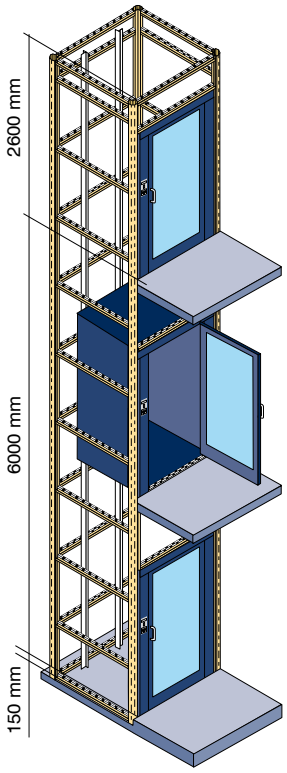

DL-2A

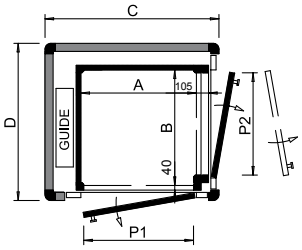

	2A/2	2A/3	2A/4	2A/5
A	800	800	1000	1000
B	1000	1300	1300	1000
C	1290	1290	1490	1490
D	1345	1645	1645	1345
P1	750	750	950	950
P2	750	950	950	750
kg	250	250	300	250

B min = 1000

DL-2P

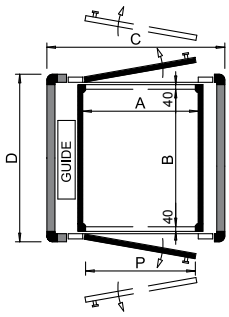

	2P/2	2P/3	2P/4	2P/5	2P/7
A	800	800	1000	1000	800
B	1000	1300	1300	1000	1200
C	1330	1330	1540	1545	1330
D	1240	1540	1540	1240	1440
P	750	750	950	950	750
kg	250	250	300	250	250

B min = 1000

DomusLift® GEARLESS/GEARED

Porte a battente - *Swing doors* - Portes à battant - *Drehtüren* - Puerta manual - *Распашные двери*

Vano in muratura - Misure nette tra i piombi con pareti finite
Masonry shaft - *Net dimensions between finished walls*
Gaine en maçonnerie - Dimensions nettes entre parois finies
Gemauerter Schacht - *Lichte Breite zwischen den Schachtwänden*
Hueco de obra - Medidas libres entre las paredes
Шахта в строительном исполнении - *Чистые размеры между отделанными стенками*

DL-1C

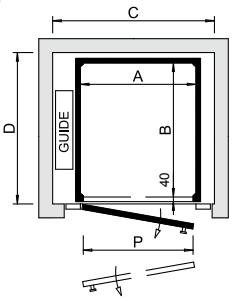

	1C/2	1C/3	1C/4	1C/5	1C/7	1C/XL
A	800	800	1000	1000	800	1100
B	1000	1300	1300	1000	1200	1400
C	1350	1350	1550	1550	1350	1650
D	1150	1450	1450	1150	1350	1550
P	750	750	950	950	750	900
kg	250	250	300	250	250	400

B min = 1000

DL-1L

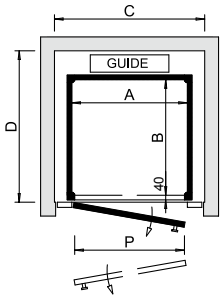

	1L/2	1L/3	1L/4	1L/5
A	1000	1300	1300	1000
B	800	800	1000	1000
C	1230	1530	1530	1230
D	1270	1270	1470	1470
P	950	950	950	950
kg	250	250	300	250

A min = 1000

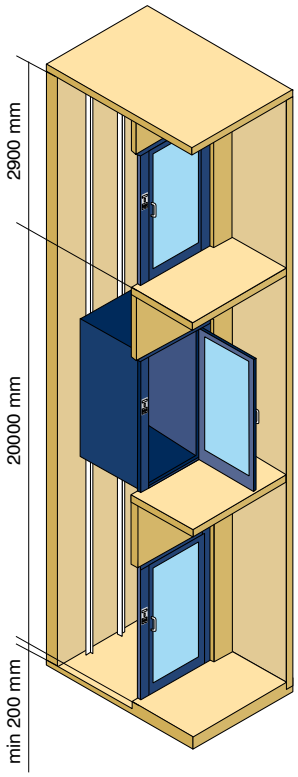

DL-2A

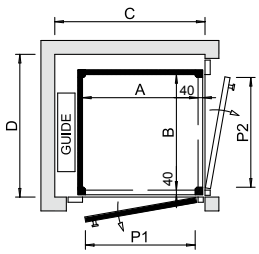

	2A/2	2A/3	2A/4	2A/5
A	800	800	1000	1000
B	1000	1300	1300	1000
C	1270	1270	1470	1470
D	1180	1480	1480	1180
P1	750	750	950	950
P2	950	950	950	950
kg	250	250	300	250

B min = 1000

DL-2P

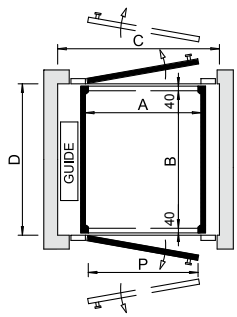

	2P/3	2P/4	2P/7	2P/XL
A	800	1000	800	1100
B	1300	1300	1200	1400
C	1350	1550	1350	1650
D	1420	1420	1320	1520
P	750	950	750	900
kg	250	300	250	400

B min = 1100

DomusLift® gearless/geared

Porte a battente - *Swing doors* - Portes à battant - *Drehtüren* - Puerta manual - *Распашные двери*

Castelletto in alluminio - Fissaggio di almeno 3 montanti a livello fossa, testata e a ogni piano
Aluminium shaft *- Fixing of at least 3 uprights at pit, headroom and each floor level*
Structure en aluminium - Fixation d'au moins 3 montants au niveau de la cuvette, de la hauteur libre et à chaque étage
Aluminiumschacht *- Befestigung von mindestens 3 Pfosten auf Höhe der Grube, des Schachtkopfes und in jeder Etage*
Estructura autoportante en aluminio - Fijaciones de por lo menos 3 puntos al nivel del foso, huida y uno mas en cada planta
Конструкция из алюминия *- Крепление по крайней мере 3 стойки на уровне приямка, оголовка и на каждом этаже*

DL-1C

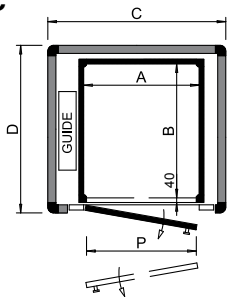

	1C/3	1C/4	1C/7	1C/XL
A	800	1000	800	1100
B	1300	1300	1200	1400
C	1530	1730	1530	1830
D	1570	1570	1470	1660
P	750	950	750	900
kg	250	300	250	400

B min = 1100

DL-1L

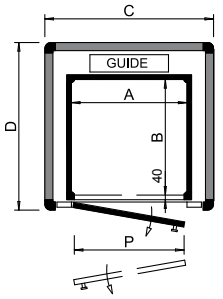

	1L/3	1L/4
A	1300	1300
B	800	1000
C	1700	1700
D	1390	1590
P	950	950
kg	250	300

A min = 1100

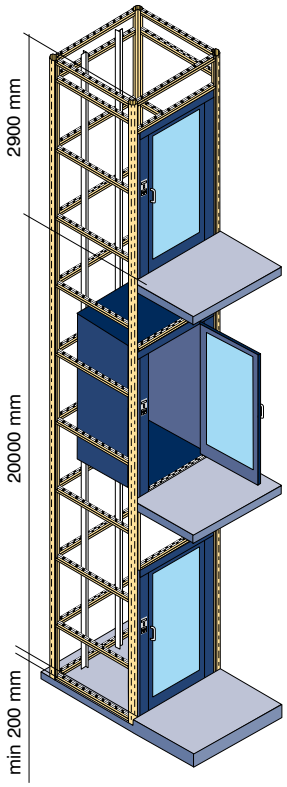

DL-2A

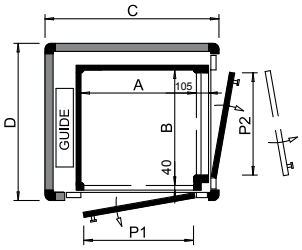

	2A/3	2A/4
A	800	1000
B	1300	1300
C	1450	1650
D	1650	1650
P1	750	950
P2	950	950
kg	250	300

B min = 1100

DL-2P

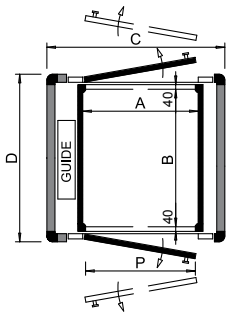

	2P/3	2P/4	2P/7	2P/XL
A	800	1000	800	1100
B	1300	1300	1200	1400
C	1530	1730	1530	1830
D	1540	1540	1440	1640
P	750	950	750	900
kg	250	300	250	400

B min = 1100

DomusLift® GEARLESS/GEARED

Porte automatiche scorrevoli - *Automatic sliding doors* - Portes automatiques coulissantes - *Automatische Schiebetüren*
Puertas automáticas deslizantes - *Автоматические раздвижные двери*

Vano in muratura - Misure nette tra i piombi con pareti finite
Masonry shaft - *Net dimensions between finished walls*
Gaine en maçonnerie - Dimensions nettes entre parois finies
Gemauerter Schacht - *Lichte Breite zwischen den Schachtwänden*
Hueco de obra - Medidas libres entre las paredes
Шахта в строительном исполнении - *Чистые размеры между отделанными стенками*

DL-1C/2T

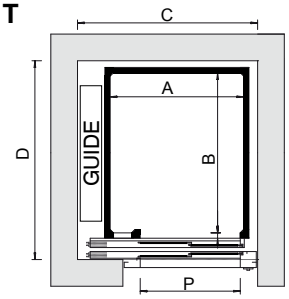

A	800	950	1000	1100
B	1300	1200	1300	1400
C	1310	1460	1510	1610
D	1590	1490	1590	1690
P	750	800	850	900
kg	300/400	300/400	300/400	400

B min = 1100

DL-2P/2T

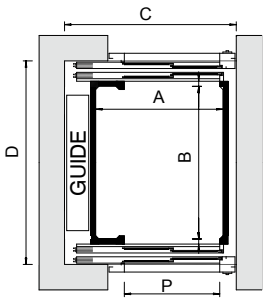

A	800	950	1000	1100
B	1300	1200	1300	1400
C	1310	1460	1510	1610
D	1700	1600	1700	1800
P	750	800	850	900
kg	300/400	300/400	300/400	400

B min = 1200

DL-2A/2T

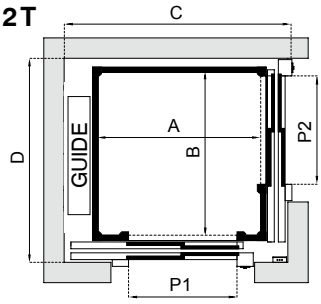

A	1100	1000	1000
B	1400	1300	1200
C	1710	1610	1610
D	1705	1605	1505
P1	850	750	750
P2	850	850	850
kg	400	300/400	300/400

B min = 1200

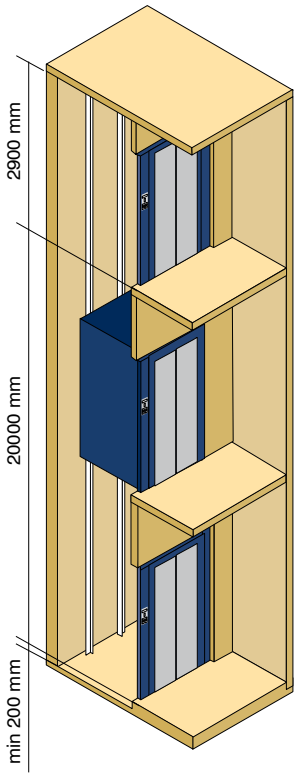

DomusLift® gearless/geared

Porte automatiche scorrevoli - *Automatic sliding doors* - Portes automatiques coulissantes - *Automatische Schiebetüren*
Puertas automáticas deslizantes - *Автоматические раздвижные двери*

Castelletto in alluminio - Fissaggio di almeno 3 montanti a livello fossa, testata e a ogni piano
Aluminium shaft - *Fixing of at least 3 uprights at pit, headroom and each floor level*
Structure en aluminium - Fixation d'au moins 3 montants au niveau de la cuvette, de la hauteur libre et à chaque étage
Aluminiumschacht - *Befestigung von mindestens 3 Pfosten auf Höhe der Grube, des Schachtkopfes und in jeder Etage*
Estructura autoportante en aluminio - Fijaciones de por lo menos 3 puntos al nivel del foso, huida y uno mas en cada planta
Конструкция из алюминия - *Крепление по крайней мере 3 стойки на уровне приямка, оголовка и на каждом этаже*

DL-1C/2T

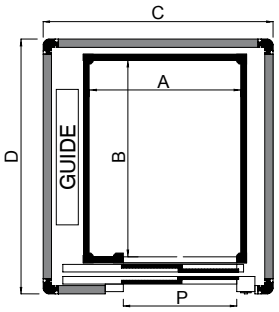

A	800	950	1000
B	1300	1200	1300
C	1500	1650	1680
D	1685	1585	1685
P	750	800	850
kg	400	400	400

B min = 1100

DL-2P/2T

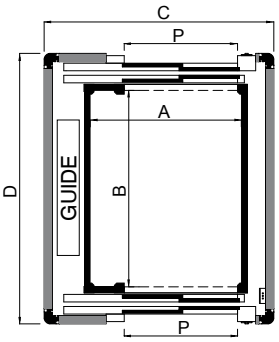

A	800	950	1000
B	1300	1200	1300
C	1500	1650	1680
D	1790	1690	1790
P	750	800	850
kg	300	300	300

B min = 1200

DL-2A/2T

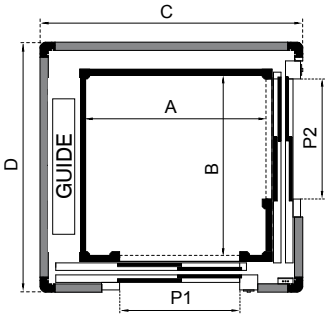

A	1000	1000
B	1200	1300
C	1710	1710
D	1665	1765
P1	750	750
P2	750	750
kg	300/400	300

B min = 1200

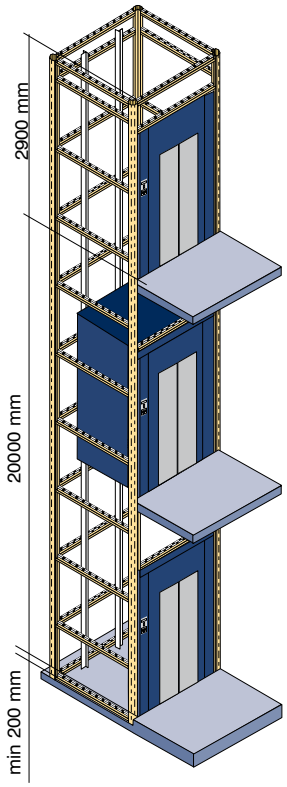

IGV

Lifts since 1966

IGV Group è presente in più di cinquanta paesi nel mondo con ascensori, elevatori e componenti. L'azienda ha progettato e costruito per migliaia di clienti soluzioni per la mobilità verticale, divenendo leader del prodotto su misura e consolidando l'identità di azienda italiana produttrice anche di stile, per la costante attenzione al design dei prodotti.

IGV Group exports lifts, lifting platforms and components to over 50 countries in the world. The company has designed and manufactured vertical mobility solutions for thousands of customers, thus leading the customised sector of the lift industry and being renowned for exporting the made in Italy style and its constant focus on product design.

IGV Group est présente en plus de 50 pays du monde avec ascenseurs, élévateurs et composantes. IGV Group a projeté et construit solutions de mobilité verticale pour des milliers de clients, en devenant leader du produit sur mesure et renforçant son identité de maison italienne productrice de style avec une constante attention pour le design des produits.

Mit ihren Aufzügen, DomusLift und Komponenten ist die IGV-Gruppe weltweit in mehr als 50 Ländern vertreten. Das Unternehmen hat für Tausende Kunden Lösungen für den Bereich der vertikalen Mobilität konstruiert. Durch die stetige Weiterentwicklung von Stil und Produktdesign ist IGV heute zum führenden Unternehmen für Maßeinbauten herangewachsen.

Grupo IGV está presente en más de cincuenta países del mundo con ascensores, elevadores y componentes. La empresa ha proyectado y construido para millares de clientes soluciones para la movilidad vertical, convirtiéndose en líder del producto a medida y consolidando su identidad de empresa italiana productora también de estilo, por la constante atención al diseño de los productos.

Фирма IGV Group экспортирует лифты, подъемные платформы и компоненты к ним в более 50 стран в мире. Фирма проектировала и произвела решения для вертикального перемещения и остановилась лидером продукта по размеру. Она укрепила идентичность итальянского предприятия, который производит стиль и постоянно придает внимание на дизайн продуктов.

Siti produttivi	35.000 m²
Superficie coperta	22.000 m²
Edifici	6 unità
Addetti	230
Plant surface	*35,000 m²*
Covered surface	*22,000 m²*
Buildings	*6 units*
Employees	*230*
Sites de production	35.000 m²
Surface couverte	22.000 m²
Edifices	6 unités
Employés	230
Produktionsfläche	*35.000 m²*
Überdachte Fläche	*22.000 m²*
Gebäude	*6 Einheiten*
Mitarbeiter	*230*
Establecimientos productivos	35.000 m²
Superficie cubierta	22.000 m²
Edificios	6 unidades
Empleados	230
Площадь завода	*35.000 м²*
Покрытая площадь	*22.000 м²*
Здания	*6 единиц*
Работники	*230*

ED 07/2012

ООО "Солнечный город"
+7 (495) 377-07-77
+7 (495) 377-07-87
www.lift77.ru
mail@lift77.ru
www.domuslift.com

I.P.

IGV Group SpA
Via Di Vittorio, 21
20060 Vignate, Milano - Italy
Tel. +39 02 951271
Fax +39 02 9560423
www.igvlift.com
www.domuslift.com